

COLLAPSE ANALYSIS OF BUILDINGS SUBJECTED UNDER SEISMIC EXCITATION, TSUNAMI, AND DEBRIS COLLISION

Daigoro Isobe¹ and Yuan Qi Dong²

¹ Division of Engineering Mechanics and Energy, University of Tsukuba
Tennodai 1-1-1, Tsukuba-shi, Ibaraki 305-8573, JAPAN, isobe@kz.tsukuba.ac.jp
<http://www.kz.tsukuba.ac.jp/~isobe/>

² Graduate School, University of Tsukuba, JAPAN, s1220927@u.tsukuba.ac.jp

Key Words: *Structural Collapse Analysis, Tsunami, Debris Collision, ASI-Gauss Technique.*

The Great East Japan Earthquake and the following tsunami which occurred on the 11th of March, 2011, caused a big disaster along the ocean-side of Tohoku area. The big tsunami carried different kinds of debris such as ships and cars up the stream, which caused additional damages to the buildings in the area [1][2]. In this study, a structural collapse analysis of a steel building is performed using a finite element code based upon the ASI-Gauss technique [3]. A seismic excitation recorded in Kesenuma-shi is first applied to the steel building model, followed by an input of the drag force and buoyant force due to tsunami wave. At the last phase of the analysis, a debris model with a velocity is collided, as shown in Fig. 1, and the collapse behavior of the building is analyzed.

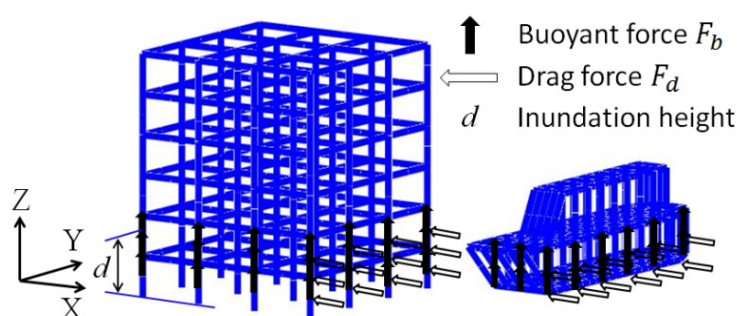


Fig. 1 Drag force and buoyant force applied to the building and tsunami debris

The story drift angle and the drag force applied to the building during the sequence are both investigated, and are compared between models with and without a wall placed under water level. The latter model tends to withstand both the tsunami and the debris collision while the one with a wall is totally washed up by tsunami after a direct hit from the debris (see Fig. 2). However, the impact force of debris and continuous application of the drag force on the collided debris leads to a severe damage of the building with a story drift angle of about 0.036 rad (see Fig. 3), even if the building of the latter case has survived the tsunami itself. This indicates that the anti-collision as well as anti-tsunami considerations are both similarly important in the structural design of a tsunami refuge building.

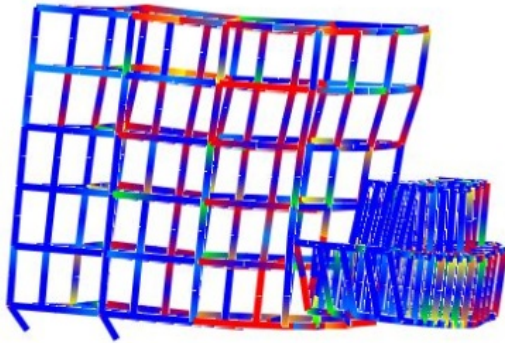


Fig. 2 Behavior of the building after collision with tsunami debris (model with a wall placed under water level)

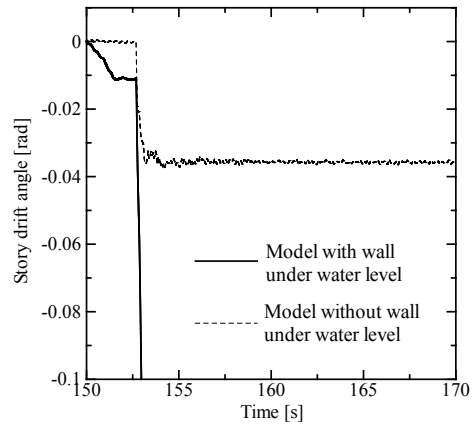


Fig. 3 Story drift angle of the building at the 1st floor

REFERENCES

- [1] Technical Note of the Port and Airport Research Institute, An Investigation Report on the Seismic and Tsunami Damages of Port, Coast and Airport due to 2011 Great East-Japan Earthquake, 2011, in Japanese.
- [2] Report on Field Surveys and Subsequent Investigations of Building Damage Following the 2011 Off the Pacific Coast of Tohoku Earthquake, Technical Note of National Institute for Land and Infrastructure Management No. 636, Building Research Data No. 132, 2011, in Japanese.
- [3] K.M. Lynn and D. Isobe, Finite Element Code for Impact Collapse Problems of Framed Structures, International Journal for Numerical Methods in Engineering, Vol.69, No.12, pp.2538-2563, 2007.